

Four Pillars Finance Newsletter

Issue #96 (7 April 2009)

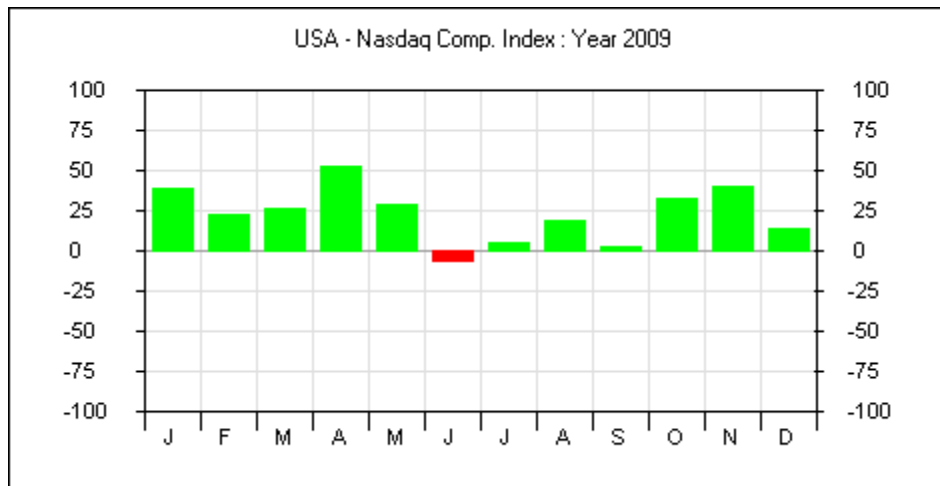
It has been a good month for our predictions.

Normal cycles seem to be reasserting themselves at last.

The FPF prediction chart remains positive for April and May, so the current sharp rally in stock markets worldwide could easily continue for a while longer.

Here is the FPF prediction chart for the Nasdaq in 2009.

More predictions charts for other markets, stocks, indices and commodities are available to the registered users of our FPF software program:



(Predictive chart made with FPF 1.1 software, available at <http://www.fourpillars.net/finance/fpf.php>)

Nasdaq

Nasdaq has gone up strongly after a retest of the 1300 lows.

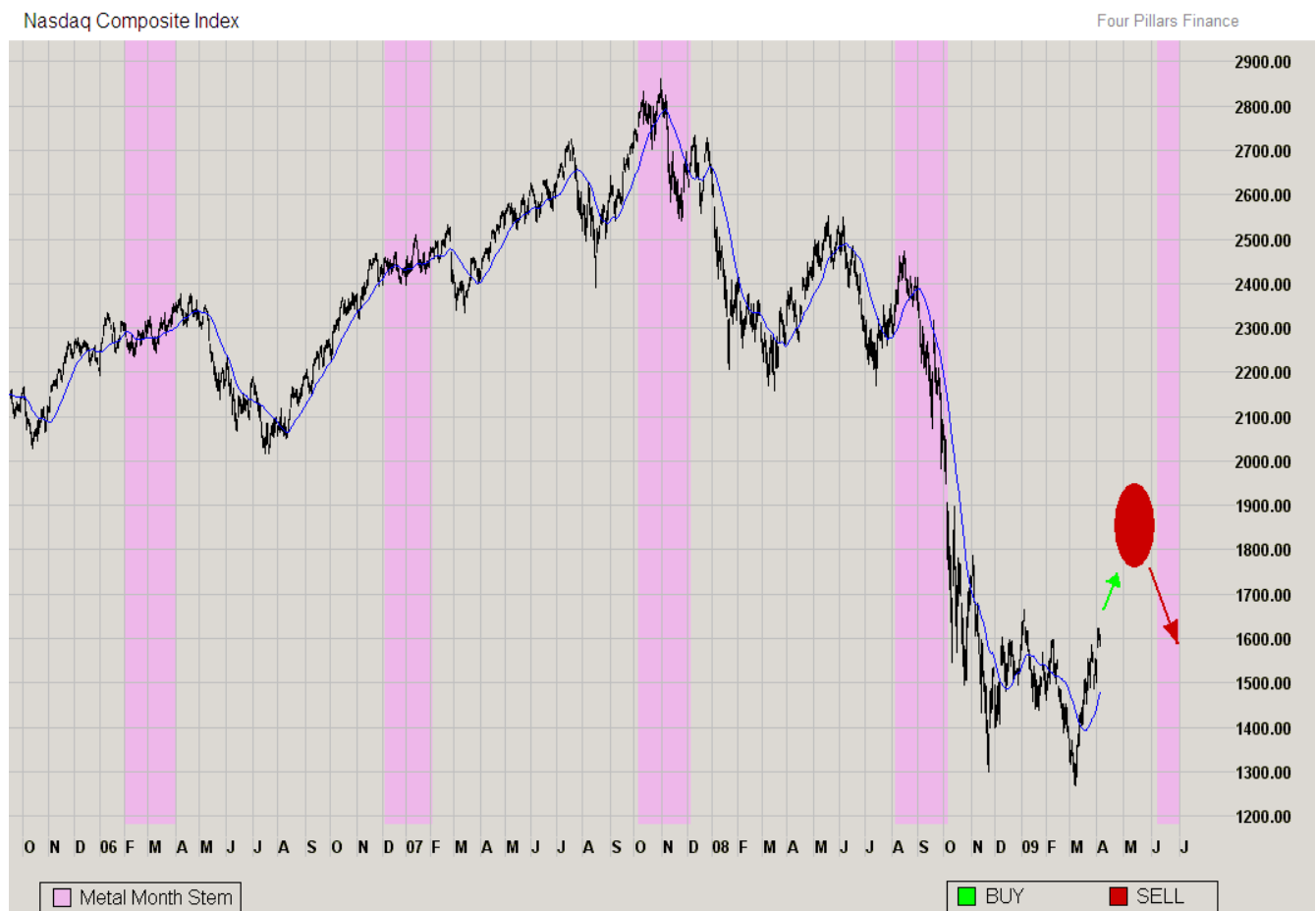
We are now back above 1600 again, and our upside target of 1700-1800 is well within reach.

I look for this rally to continue and the 1900-2000 level may be reached before we get some downside action in June.

Then look for another move upward after correction in June.

Stay tuned.

Here is our updated prediction chart for Nasdaq:



Gold

Gold stocks briefly jumped to 140 for the XAU Index, but have fallen back to 120 already.
We have not missed anything by staying out of gold stocks in recent months.

Now we are entering our expected Earth months bottom period for gold stocks, so get ready to buy on weakness.
At or below the 100 level on XAU is a nice entry level.
Also gold and silver metal can now be bought if we get a dip in April-May.

Here is the updated chart:

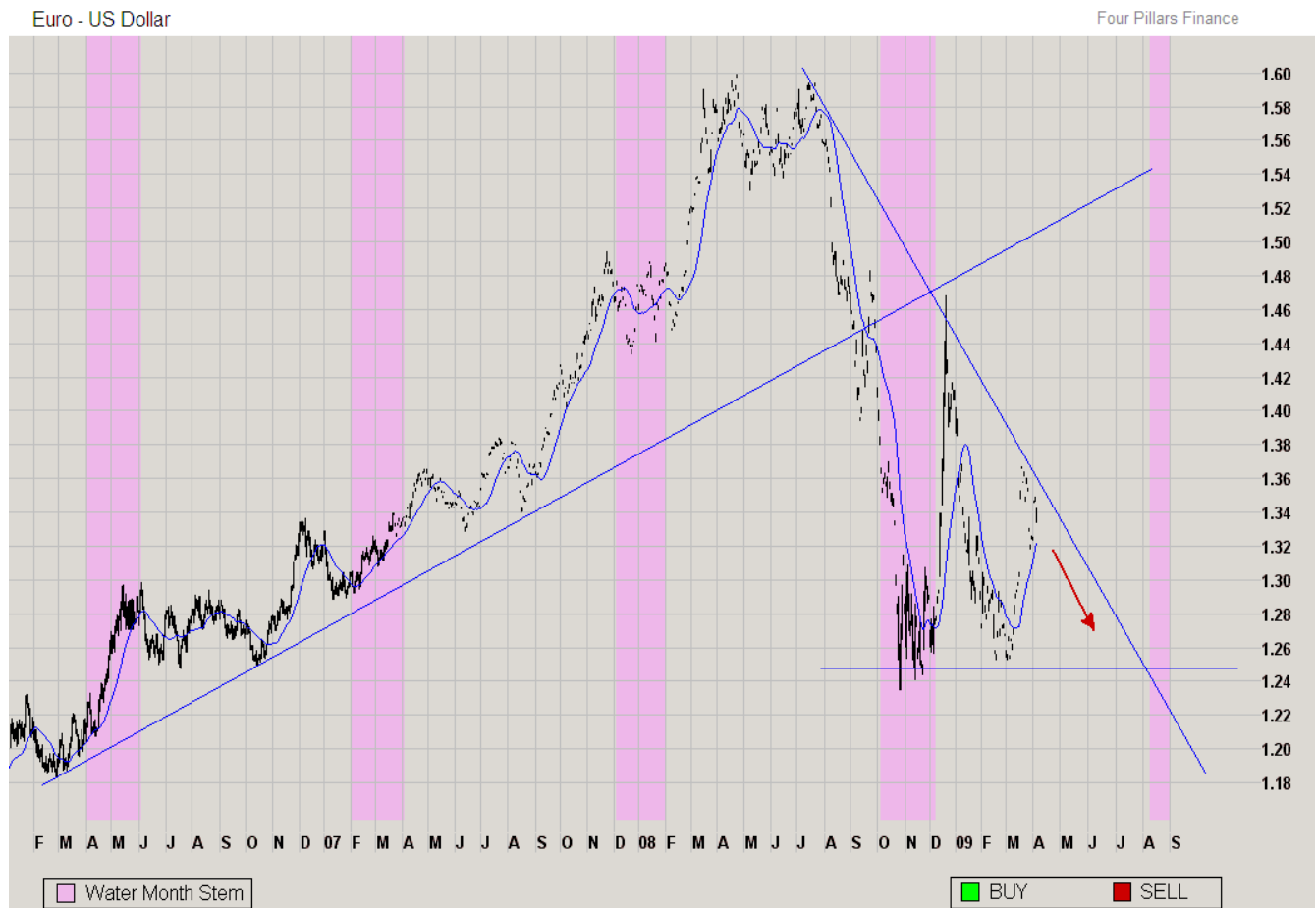


Euro - US Dollar

Our expected rally in Euro to 1.35 has materialized.
It briefly touched 1.36 before falling back.
Looking for the Euro to continue drifting lower over the next few months.
Possibly on its way to create a triple bottom near 1.25

Expected bottom period comes by next August-September, so no hurry to buy Euro.
Wait.

Here is the prediction chart:



Crude Oil

Our expected rally in oil prices seems to be underway.

We could easily go up another \$10 for the USO etf, so just hold on if you took our advise to buy a small position already.

Also here an expected bottom for coming August-September.

So waiting...

Here is the updated chart:



Four Pillars Finance software - Free trial download

For more detailed daily prediction charts you are welcome to download the Four Pillars Finance 1.1 software on our site : <http://www.fourpillars.net/finance/fpf.php>

The program calculates the Chinese cycles and shows you in advance the best days , months or years to buy or sell stocks, gold, bonds, currencies, commodities...

No experience in Chinese astrology is needed in order to use this program.

If you want to receive our next monthly outlook in your mailbox, please subscribe to the free Newsletter on our site: <http://www.fourpillars.net/finance/news1.php>

You are welcome to forward this free newsletter to anyone who is interested.

Copyright © 2009 Fourpillars.net

Contact us : <http://www.fourpillars.net/finance/contact.php>

Disclaimer: Investing in stocks, commodities or currencies is risky. No guarantee can be given that the above prediction will be correct. Fourpillars.net cannot in any way be responsible for eventual losses you may incur if you trade based on the information given in this article.

Hypothetical or simulated performance results have certain inherent limitations. Unlike an actual performance record, simulated results do not represent actual trading. Also, since the trades have not actually been executed, the results may have under- or over-compensated for the impact, if any, of certain market factors, such as lack of liquidity. Simulated trading programs in general are also subject to the fact that they are designed with the benefit of hindsight. No representation is being made that any account will or is likely to achieve profits or losses similar to those shown. This information should not be considered as a recommendation to engage in the purchase and/or sale of any futures contract and/or options. Trade at your own risk.